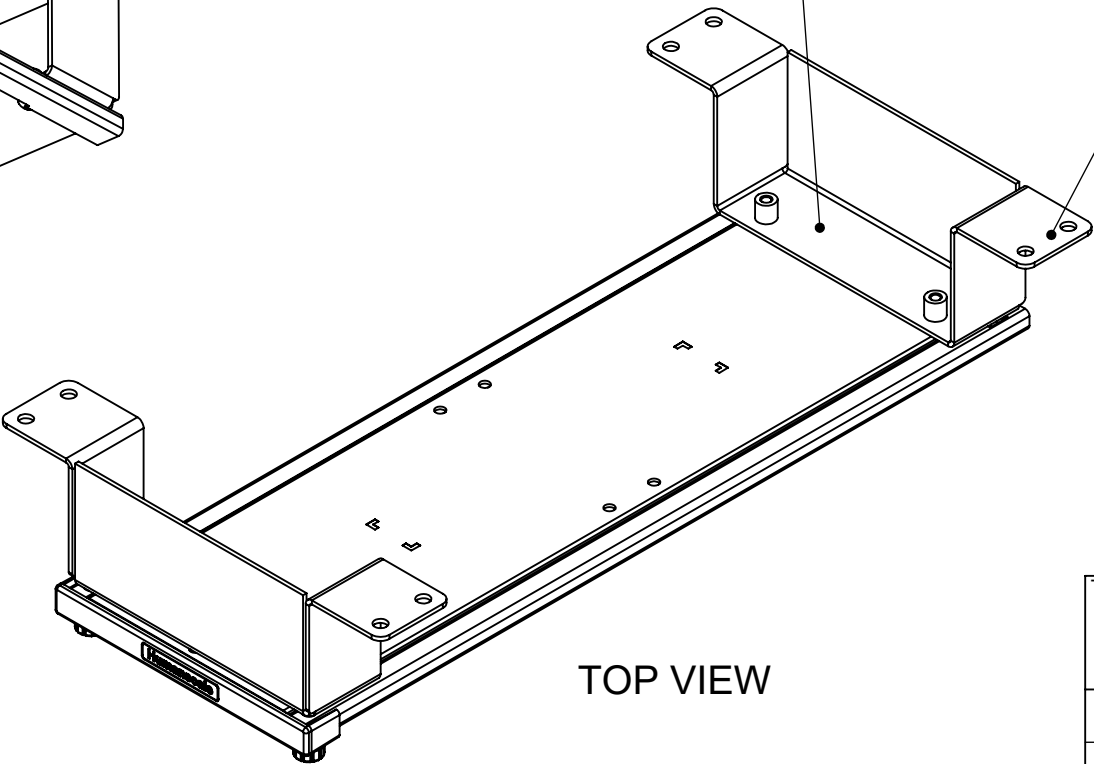
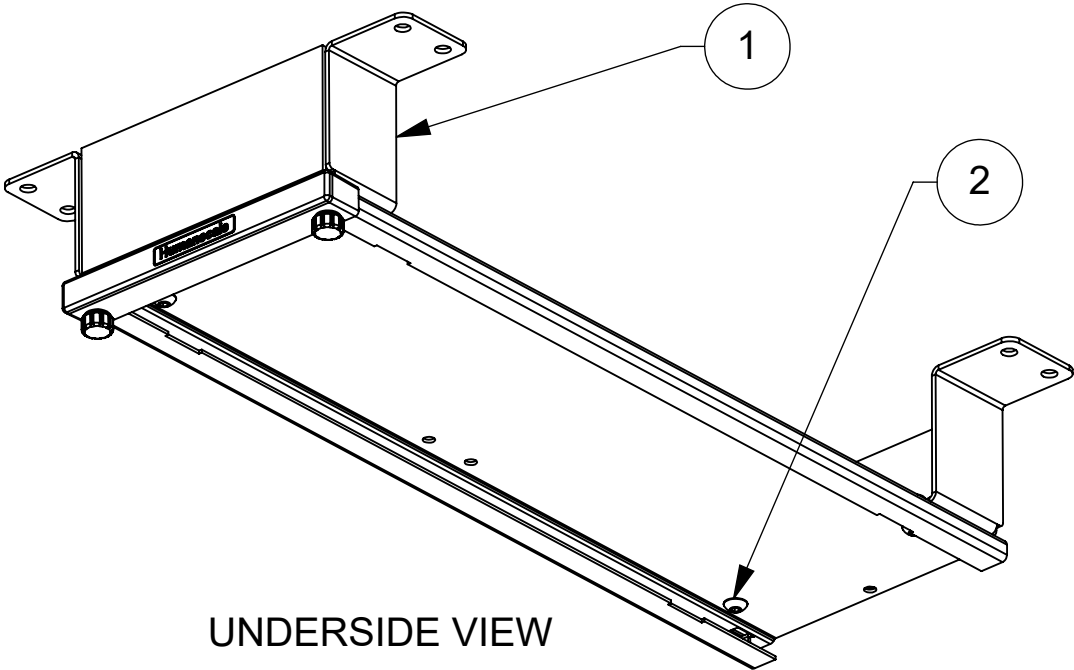


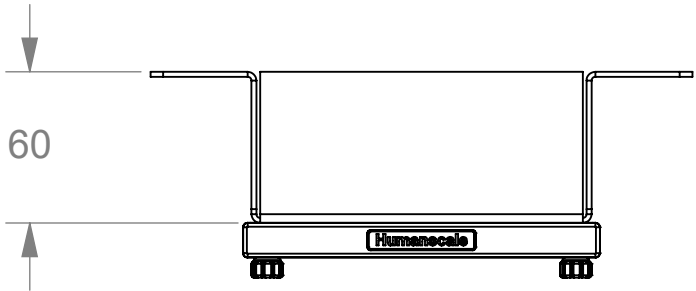
ITEM	NUMBER	DESCRIPTION	QTY
1	SP252	Fabricated CPU spacer	2
2	HSF135	M5 x 12 Button Head Allen	4

REV.	DESCRIPTION	DATE	BY
B	Holes changed to 6.5mm dia.	02/05/2008	JF
C	Redrawn for clarification	20/08/2009	



Spacers screw to
CPU or keyboard tracks
using existing holes.

Use standard wood
screw to attached to
underside of desk top.



Colour Reference Box				
Black	Silver	White	Polished	Other
YES				

TOLERANCES UNLESS NOTED
mm [INCHES]
.XX = $\pm .10$.XXX = $\pm .005$
.X = $\pm .25$.XX = $\pm .010$
ANGLES = $\pm 1^\circ$

MATERIAL
WEIGHT
g
DRAWN BY
Jack Finnerty
DATE
11/10/07

DO NOT SCALE DRAWING

PROPRIETARY AND CONFIDENTIAL
THE INFORMATION CONTAINED IN THIS DRAWING IS THE SOLE PROPERTY OF HUMANSCALE. ANY REPRODUCTION
OR DISTRIBUTION IN PART OR AS A HOLE WITHOUT THE WRITTEN PERMISSION OF HUMANSCALE IS PROHIBITED.

Humanscale

11 East 26th Street, NYC, NY 10010
TEL: 212 725 4749, FAX: 212 725 7545

PROJECT
EU316 Fabricated CPU spacer

TITLE
Assembly (60mm spacer)

SHEET 1 OF 1
SCALE 1:3
DRAWING NO. EU316
A

