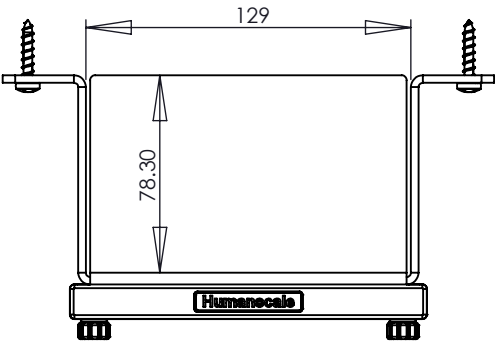
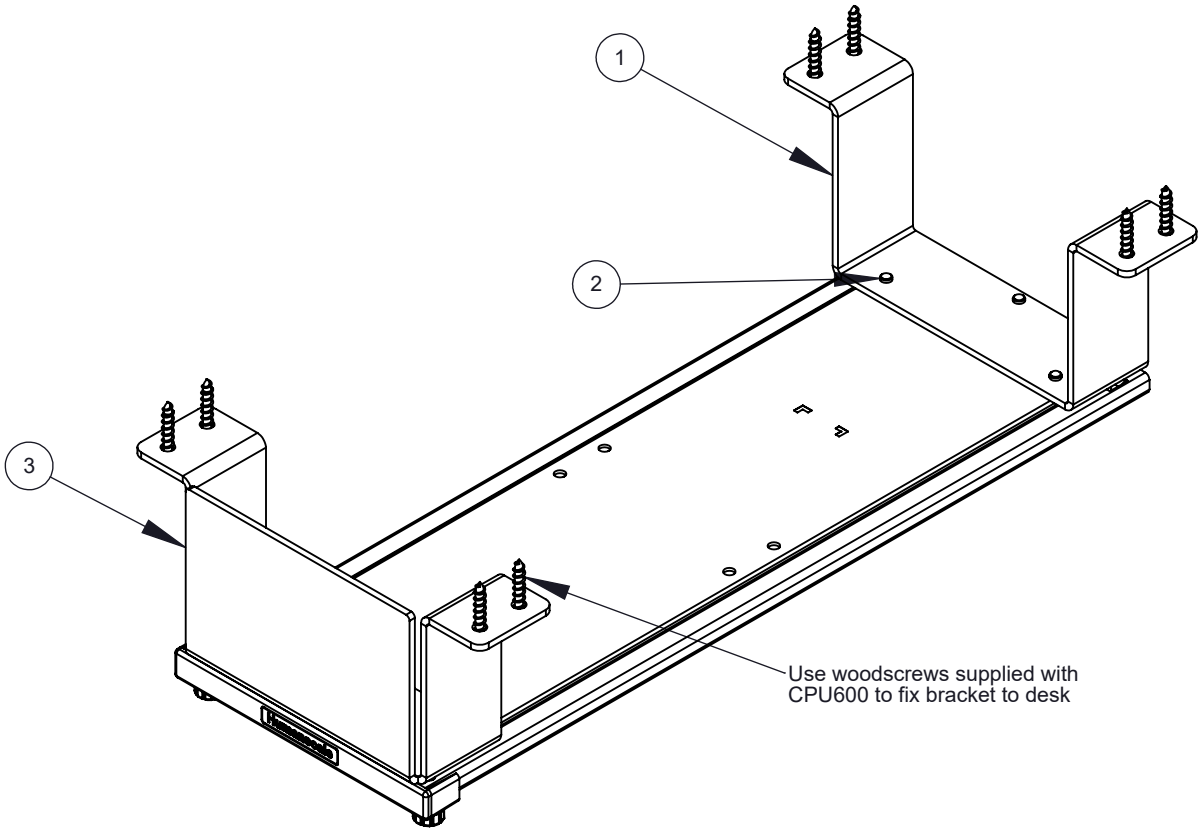



ITEM	NUMBER	DESCRIPTION	QTY
1	SP391	80mm CPU track spacer	1
2	HSF076	M5 x 6 Button Allen	6
3	SP397	80mm CPU track spacer with front cover	1

REV.	NOTE	DATE	AUTHOR
A	Release	30/05/2008	Jack Finnerty
B	Screws changed to 6mm length	18/06/2008	Jack Finnerty
C	Cover added to front spacer	23/06/2008	Jack Finnerty



MATERIAL			BEND ALLOWANCE	
COLOUR REFERENCE				
BLACK	SILVER	WHITE	POLISHED	OTHER

DIMS IN MM UNLESS STATED TOLERANCES UNLESS STATED MM INCHES .XX = ±.10 .XXX = ±.005 .X = ±.25 .XX = ±.010 ANGLES ± 1°	<h1>Humanscale</h1> <p>16 Britton Street, London, EC1M 5SX TEL: +44 207 566 7990 FAX: +44 207 566 7991</p>	
PROJECT: EU383 80mm CPU track spacer		
DRAWN BY: Jack Finnerty	TITLE: 80mm CPU track spacer	
DATE: 04/01/2022	DRAWING NO: EU383	
SCALE: 1:3 @ A4	DO NOT SCALE DRAWING	
<div>PROPRIETARY AND CONFIDENTIAL. THE INFORMATION CONTAINED IN THIS DRAWING IS THE SOLE PROPERTY OF HUMANSCALE. ANY REPRODUCTION OR DISTRIBUTION IN PART OR AS A WHOLE WITHOUT THE WRITTEN PERMISSION OF HUMANSCALE IS PROHIBITED.</div> <div></div>		